




Document #: 3.3	 Shared health Soins communs Manitoba	Standard Operating Procedure (SOP)	Status: v 2.0 Revised: March 2025 Owner: Environmental Services
ISOLATION OCCUPIED PATIENT/RESIDENT/CLIENT ROOM CLEANING AND DISINFECTING			Page 1 of 4

Purpose	To ensure best practice for cleaning and disinfecting an isolation occupied patient/resident/client (P/R/C) room to maintain a clean environment and reduce the potential transmission of microorganisms.	
Background	<p>Refer to the appropriate Safety Data Sheets (SDS) for IP&C/facility approved disinfectants and cleaners used in this SOP.</p> <p>CSA Z317.12 Cleaning and Disinfection of Healthcare Facilities When using cleaning and disinfecting products, the following shall apply:</p> <ul style="list-style-type: none"> a) Follow all MIFUs. b) If required, don appropriate PPE. c) Cleaning and disinfection shall be performed using the following principles: <ul style="list-style-type: none"> i) proceed from <ul style="list-style-type: none"> 1) clean to dirty areas, cleaning and disinfecting toilet rooms last; 2) low-frequency touch to high-frequency touch surfaces; and 3) higher surfaces to lower surfaces ii) change cleaning and disinfecting cloths (and mops) when <ul style="list-style-type: none"> 1) visibly soiled; 2) no longer wet enough to allow for appropriate contact time; and 3) exiting a patient room under additional precautions; iii) do not double-dip dirty cleaning cloths in chemical solution; and iv) do not re-wet disposable cleaning cloths 	
Required Materials	Cleaned/disinfected and stocked environmental services cart.	SOP 10.2 Environmental Services Cart Cleaning and Disinfecting
	<p>Perform hand hygiene and then collect the following supplies and put into a double lined bag and place outside of the room or inside the ante room (site specific).</p> <p>Separated disinfectant soaked cloths/wipes and microfiber mops in single bags (site specific) Portion Aid or container filled with facility approved disinfectant (J fill) Paper towels Toilet paper Hand soap Hand sanitizer Large garbage bags for collecting total waste Small garbage bags for lining waste bins Clear plastic bags for collecting soiled mops and cloths (site specific) Extra pair of gloves</p>	

Document #: 3.3	 Shared health Soins communs Manitoba	Standard Operating Procedure (SOP)	Status: v 2.0 Revised: March 2025 Owner: Environmental Services
ISOLATION OCCUPIED PATIENT/RESIDENT/CLIENT ROOM CLEANING AND DISINFECTING			Page 2 of 4

The Process:

Step	Description	Key Points
	Start with the furthest bed from the door and treat each bed space as a single room working your way outwards to the washroom and room entrance.	Treat each bed space as a single room. In multi P/R/C rooms, complete the cleaning and disinfection in each bed space before moving to the next. All bed spaces in the room should be cleaned and disinfected before moving to the washroom(s) located within the room.
1.	Knock before entering the room and open door if necessary.	
2.	Perform hand hygiene and don appropriate PPE as required for the specific P/R/C.	Refer to Additional Precautions sign and apply PPE as indicated: <ul style="list-style-type: none"> • Donning PPE English French • Doffing PPE English French
3.	Place bag of supplies on the floor close to the door. <u>Note:</u> Disinfectant soaked microfibers and/or cloths must be placed in a double lined bag and separated from a single bag of clean supplies. A third bag is required for soiled cloths. Greet the occupants in a friendly, courteous manner. Announce your department and name and explain that you are about to clean the room.	If the P/R/C is sleeping, do not make undue noise or cause a disturbance.
4.	Check cubical curtains for visible soiling or contamination with bodily fluids. Clean and disinfect plastic curtains if visibly soiled. Change other types of curtains (e.g., fabric) if visibly soiled; these cannot be wiped. <u>Note:</u> If a soiled curtain is removed, a clean curtain can be hung once the cleaning and disinfecting of the occupied space has been completed and staff are no longer wearing contaminated PPE.	For extended stays, change cubical curtains regularly (e.g., monthly). If multi P/R/C room, hand hygiene is required after handling cubical curtains.
5.	Collect garbage and place near door.	In multi P/R/C rooms, complete the cleaning and disinfection in each bed space before moving to the next.

Document #: 3.3	 Shared health Soins communs Manitoba	Standard Operating Procedure (SOP)	Status: v 2.0 Revised: March 2025 Owner: Environmental Services
ISOLATION OCCUPIED PATIENT/RESIDENT/CLIENT ROOM CLEANING AND DISINFECTING			Page 3 of 4

6.	Ensure visible or gross soiling (e.g., urine spills, feces) is removed from all surfaces in the room/bed space.	Visible or gross soiling must be removed as a first step to cleaning and disinfecting.
7.	Doff gloves, perform hand hygiene and don clean gloves.	
8.	Clean and disinfect systematically around the room/bed space from <u>top to bottom</u> , <u>clean to dirty</u> . Change the cloth when no longer saturated with disinfectant and after cleaning heavily soiled areas. If gloves become visibly soiled, doff gloves, perform hand hygiene and don clean gloves.	<u>Note:</u> While cleaning systematically around the P/R/C room or bed space, pay attention to thorough cleaning/disinfection of high touch areas (e.g., door handles, light switches, bed rails and call bells). Allow for appropriate wet contact time with the disinfectant as indicated by the Manufacturers' instructions. Do not double dip cloths into disinfectant.
9.	Clean and disinfect the washroom.	Refer to SOP 5.1 Washroom Cleaning and Disinfecting
10.	Soiled cloths may be placed directly into the soiled linen bag by the door.	
11.	Doff gloves, perform hand hygiene and don clean gloves.	
12.	Damp mop the P/R/C room, mopping washroom last.	Refer to SOP 8.1 Dry/Damp Mopping Multi P/R/C rooms: If any item(s) in the P/R/C environment(s) is touched during mopping (e.g., moving a bedside table to clean the floor), BEFORE moving to the next bed space, wipe mop handle with disinfectant, perform hand hygiene and don clean gloves.
13.	Perform hand hygiene. Clean and disinfect all environmental services equipment prior to placing it outside the room including microfiber mop handle and the portion aide bottle.	Ensure environmental services cart and equipment remain clean.
14.	Doff PPE, perform hand hygiene and don clean gloves.	Don and doff PPE as outlined by IP & C: <ul style="list-style-type: none"> • Donning PPE English French • Doffing PPE English French
15.	Dispose of garbage and soiled linen as per facility process.	Refer to SOP 11.1 Waste Disposal

Document #: 3.3	 Shared health Soins communs Manitoba	Standard Operating Procedure (SOP)	Status: v 2.0 Revised: March 2025 Owner: Environmental Services
ISOLATION OCCUPIED PATIENT/RESIDENT/CLIENT ROOM CLEANING AND DISINFECTING			Page 4 of 4

16.	Doff gloves and perform hand hygiene.	
17.	Collect needed supplies to restock room.	
18.	Perform hand hygiene and don appropriate PPE. Refill soap, hand sanitizer, paper towel dispensers and toilet paper as required.	
19.	Remove double lined bag and discard outer layer. Place inner bag of unused supplies outside of room and put back in service as long as no items were cross contaminated.	
20.	Damp mop the P/R/C room.	Refer to SOP 8.1 Dry/Damp Mopping
21.	Doff PPE. Perform hand hygiene.	