

	M06.4 - GLUCAGON POWDER (BAQSIMI)	
	MEDICATION STANDING ORDER	
Version date: 2023-07-22	Effective date: 2023-09-19 (0700 hours)	

INDICATIONS
<ul style="list-style-type: none"> • EMR: Confirmed hypoglycemia (or suspected hypoglycemia in a known diabetic when blood glucose is not available) and oral glucose is not effective • PCP: Confirmed hypoglycemia (or suspected hypoglycemia in a known diabetic when blood glucose is not available) and oral glucose is not effective and intravenous access cannot be obtained

CONTRAINDICATIONS
<ul style="list-style-type: none"> • Not applicable

ROUTE (WORK SCOPE)	INITIAL DOSE	REPEAT DOSE
INTRANASAL (EMR & ABOVE)	4 years & older - 3 mg	None ²

NOTES
<ol style="list-style-type: none"> 1. During the COVID pandemic intranasal medication administration requires extended PPE. 2. If there is no response within 15 minutes, glucose or dextrose must be administered. 3. Glucagon may cause significant nausea. Consider co-administration of anti-nauseant. 4. Ensure that the patient is eating or receives oral glucose / intravenous dextrose after glucagon administration.

APPROVED BY	
	
Medical Director - Provincial EMS/PT	Associate Medical Director - Provincial EMS/PT

VERSION CHANGES (refer to X08 for change tracking)

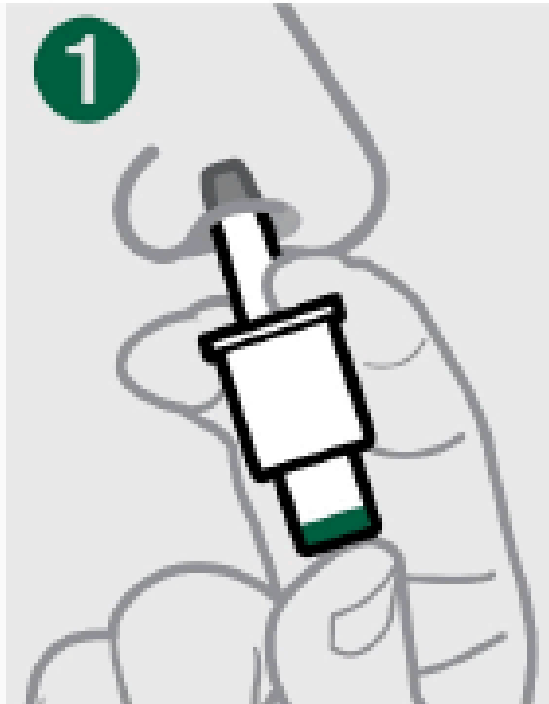
- Revised administration table presents information for scope / route / dose more clearly

APPENDIX A: ADMINISTRATION OF BAQSIMI GLUCAGON NASAL POWDER.

STEP #1: Remove the shrink wrap by pulling on the red stripe. Open the lid & remove the device from the tube. DO NOT TEST BEFORE USE.

STEP #2: Hold the device between your thumb and fingers. DO NOT PRESS THE PLUNGER UNTIL YOU ARE READY TO ADMINISTER.

STEP #3: Insert the tip gently into one nostril until your fingers touch the outside of the nose.



STEP #4: Push the plunger all the way in. The dose is complete when the green line is no longer showing.

